

PRODUCT DATA

General Description	CHECK VALVE - Centric rubber seat
Design Code	EN 12334 and EN 1074-3
Size Range	DN 50 - 600, NPS 2" - 24"
Maximum Pressure	16 bar



DESIGN

Body	Flangeless wafer type
End Connection	EN 1092 PN 6, 10 and 16 ASME B16.5 cl. 150 MSS SP 44 cl. 150
Face to Face	EN558-1/2 Series 16
Disc Seat	Non Replacable Bonded to the body
Valve shut-off pressure	Between 0.2 and 16 bar
Differential pressure to open	0.02 bar
Special Design Options	-

TESTING PROCEDURES

Shell strength test	EN 12266-1, P10 DIN 3230, Part 3 API 598
Shell tightness test	EN 12266-1, P11
Seat tightness test	EN 12266-1, P12, Rate A ISO 5208, Rate A API 598
Operability test	EN 12266-2, F20 DIN 3230, Part 3 API 598

FUNCTIONAL CHARACTERISTICS

Application	Back flow prevention
Design pressure PS	Maximum 16 bar
Design temp. TS	-40°C (-40°F) to +200° (392°F)
Flow velocity	Max. 5 m/s for liquids, 50 m/s for gases
Seat tightness rate	Uni-directional - ISO 5208 rate A

OPTIONS

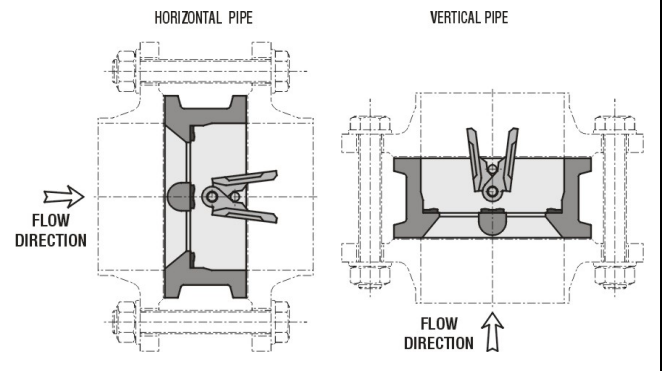
Anti Static Design	In accordance with EN 736/3 and API 609
--------------------	---

MARKING & CERTIFICATION

Marking	EN 19, MSS SP 25
Certification	EN 10204 - 2.2, 3.1, 3.2

PREFERRED POSITION WHEN INSTALLED IN HORIZONTAL OR VERTICAL PIPELINE

The shaft must be in VERTICAL position when used in a horizontal pipe.

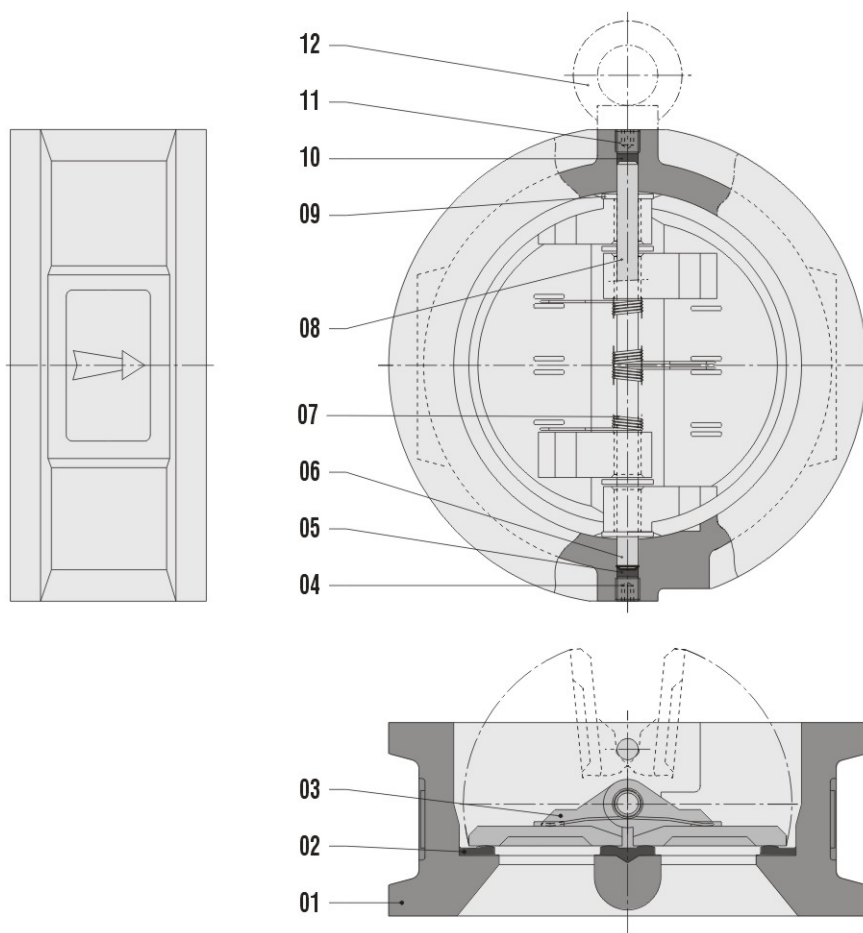


COATING

External and internal coating for cast iron and ductile iron bodies

Code	Coating	Colour	Use
PUR	Polyurethane coating – 100 µm	Orange – RAL 2000	Indoor and outside exposure. Light and normal circumstances.
EP-W-2	Epoxy coating – 350 µm	Light Blue – RAL 7038	Potable water systems

PARTS LIST – ECV 50-600 (2"-24")



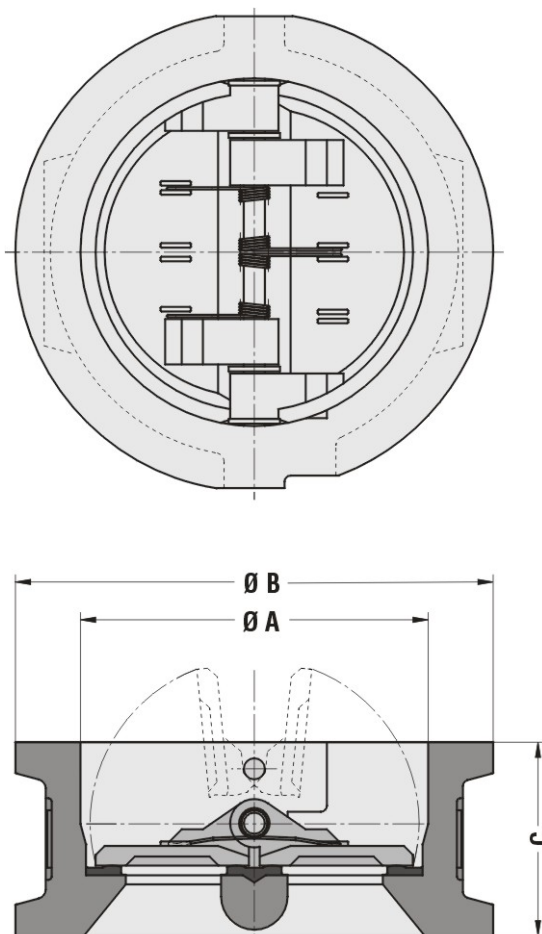
ITEM	DESCRIPTION	MATERIAL ⁽¹⁾	EN/DIN	COMPARABLE ASTM
01	Body	Cast Iron Ductile Iron Aluminium Bronze ⁽³⁾	JL 1040, EN 1561 JS 1030, EN 1563 G-CuAl10Ni, DIN 1714	A 126, Class B A 395, 60-40-18 B 148, C95800
02	Seat	EPDM NBR FPM		
03	Disc	Aluminium Bronze	G-CuAl10Ni, DIN 1714	B 148, C95800
04	Plug	Bronze St./Zn5C Stainless Steel – A4		
05	Sealing	EPDM NBR FPM		
06	Shaft	Austenitic Stianless Steel Aluminium Bronze	1.4401, EN 10088 CW307G, EN 12163	A 182, Grade 316
07	Spring	Austenitic SS Inconel-X750 ⁽³⁾	1.4401, EN 10088 -	- UNS N 07750
08	Stop pin	Austenitic Stainless Steel Aluminium Bronze	1.4401, EN 10088 CW307G, EN 12163	A 182, Grade 316
09	Washer	Stainless Steel – A4		
10	Seal	EPDM NBR FPM		
11	Plug	Bronze St./Zn5C Stainless Steel – A4		
12	Lifting eye bolt ⁽²⁾	St./Zn5C		

⁽¹⁾ Other materials on request

⁽²⁾ For ≥ DN 250

⁽³⁾ Preferred material for sea water or brackish water duty

DIMENSIONS – ECV 50-600 (2"-24")



DN	NPS	A	B ⁽⁴⁾	C	MASS ±kg
50	2"	67	100	43	1.3
65	2½"	84	118	46	1.8
80	3"	100	140	64	3.5
100	4"	115	158	64	4.5
125	5"	135	188	70	6.5
150	6"	160	212	76	8.5
200	8"	210	268	89	13
250	10"	256	325	114	24
300	12"	306	375	114	36
350	14"	356	430	127	45
400	16"	406	475	140	60
450	18"	466	554	152	85
500	20"	486	620	152	105
600	24"	600	733	178	150

⁽⁴⁾ Dimension B is given for PN 16 flanges and may be different for other flange connections.